




# HUBBELL iStation Audio/Video Connectors, 1/4" Stereo Jack Solder

Seamless Hubbell System Integration.

Universal Keystone Design.

Standard 1/4" Stereo Jack.

Use with Mono and Stereo Audio Applications.



Solder connection.

High-performance, Nickel-plated 1/4" stereo jack.

High-impact, flame-retardant polymer.

Quick and easy plug-in style connection.

### SPECIFICATIONS

- ◆ **Connector:**
  - Body: Brass
  - Plating: Nickel 100µ"
- ◆ **Material:**
  - Housing: Flame Retardant Polymer (UL 94V-0)

Hubbell's 1/4" Stereo Jack is the perfect solution for distributing audio signals to-and-from components. Pro AV equipment and legacy electronic devices standardized on the 1/4" stereo jack for audio and (unbalanced) microphone inputs and outputs.

Requiring wall side soldering, these connectors install with a "snap" and provide a quick plug in style termination. Hubbell's 1/4" Stereo Jacks are available in 7 standard Hubbell colors and flush mount into iSTATION™ plates, modules, frames, and UDX multimedia Panels.

Create a customized multimedia work station by adding a 1/4" Stereo Jack along with Hubbell's other AV modules or XCELERATOR™ jacks.

### CABLE TERMINATION

**Cable Type:** 16-26 AWG 2 conductor, with shield (served bare copper shield preferred).

### APPLICATIONS SUPPORTED

- ▲ Pro audio equipment, amplifiers, mixing boards, microphones.
- ▲ With a male adapter the 1/4" can be converted to a 3.5mm or vice-versa to distribute audio from device to device.

### CONNECTOR TERM

1/4" Stereo Connections - TS and TRS (phono style jacks and plugs) connections are available in three standard sizes 1/4", 3.5 mm or miniature and 2.5 mm or subminiature. The 1/4" stereo connection is one of the oldest audio connections dating back to the late 1800's. All three sizes are available in common two-conductor (mono) and three-conductor (stereo or tip ring sleeve) versions. A four conductor version of the 3.5mm plug is used for certain output applications for compact camcorders, providing stereo audio and video signal. This interface is also seen on some laptop computers.

### INSTALLATION TIPS

**Soldering Tips:** Cleanliness - Temperature - Time - Solder Coverage - These key factors affect the quality of the joint. A little effort spent in soldering a perfect joint will eliminate a considerable amount of time in troubleshooting a defective joint in the future.

**Note:** This connector is xx" long, once terminated it is very important to design in clearance behind connection location to ensure for proper bend radius.

### DEFINITION: Tip/Ring/Sleeve

1. Sleeve: usually ground.
2. Ring: Right channel for stereo signals, negative phase for balanced mono signals.
3. Tip: Left channel for stereo signals, positive phase for balanced mono signals, signal line for unbalanced mono signals
4. Insulating rings.

	Unbalanced	Balanced	Stereo
Tip	Signal	Positive "Hot"	Left Channel
Ring	Not available	Negative "Cold"	Right Channel
Sleeve	Ground Return	Ground	Ground

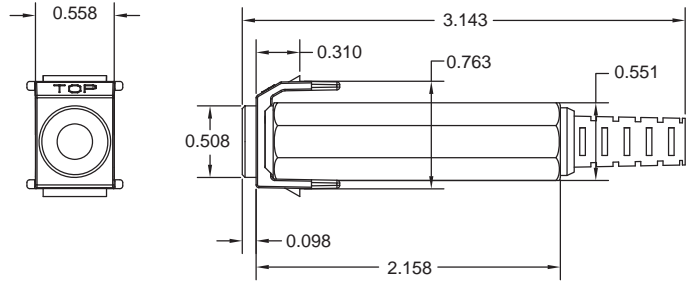
**AV Connector, 1/4" Stereo Jack, Solder**



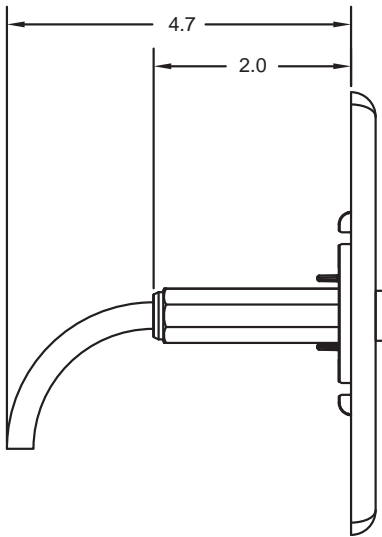
Qty. \_\_\_\_\_ Catalog No. **SF14SJXX**  
 1-pack

**XX = Housing Colors**  
 "AL" = Almond; "BK" = Black; "EI" = Electric Ivory; "GY" = Gray;  
 "LA" = Light Almond; "OW" = Office White; "W" = White.

**DIMENSIONS**



**CONNECTOR DEPTH CHART**



**iSTATION™ COMPATIBLE**

**Work Station and Cross-Connect Solutions**

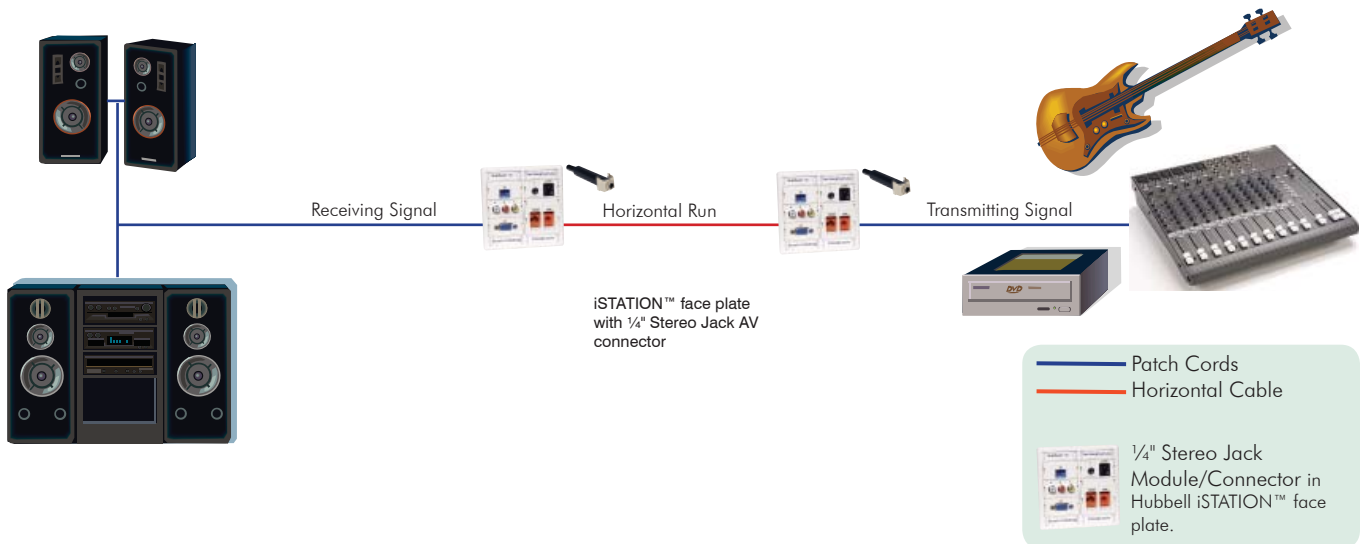
- Front and Rear-loading Plates
- Duplex and Decorator Frames
- ISM Surface Mount Boxes
- UDX Multimedia Panels (except 1U-48)

**Hubbell Delivery System**

- Hubbell SystemOne Poke-Throughs and Floor Boxes
- Hubbell Surface Raceway, Metal and Non-Metallic
- Multi-Connect™ Wall Boxes/Conference Table Boxes
- Power Poles



**TYPICAL APPLICATIONS**



**Hubbell Premise Wiring**  
 HUBBELL INCORPORATED (Delaware)  
 14 Lord's Hill Road • Stonington, CT 06378-0901 • (860) 535-8326 • 800-626-0005  
 Fax: (860) 535-8328 • Internet site: <http://www.hubbell-premise.com>

**Worldwide Locations**  
 Hubbell Premise Wiring, Asia Pacific  
 Hubbell Canada Inc.  
 Hubbell Premise Wiring, Central America  
 Hubbell Premise Wiring, China  
 Hubbell Premise Wiring, Europe  
 Hubbell Premise Wiring, India  
 Hubbell Int'l. Inc., Korea Branch

852-2836-7131      Fax: 852-2836-7132  
 905-839-1138      Fax: 905-839-9108  
 506-309-4158      Fax: 506-260-1616  
 86-21-6374 2660      Fax: 86-21-6374 2799  
 44-01283 500500      Fax: 44-01283 500400  
 91-80-4022-4089      Fax: 91-80-4022-4033  
 (82 2) 2607 1363      Fax: (82 2) 2603 7386

Hubbell Premise Wiring, Latin America  
 Hubbell de Mexico, S.A. de C.V.  
 Hubbell Premise Wiring, Middle East  
 Hubbell Premise Wiring, Puerto Rico  
 Hubbell-Taian Co., Ltd., Taiwan  
 Hubbell Premise Wiring, Venezuela

305-408-4501      Fax: 305-408-8201  
 (5255) 9151-9999      Fax: (5255) 9151-9989  
 971-4-393-4192      Fax: 971-4-393-4194  
 787-855-1075      Fax: 787-855-3265  
 886-2-2522-1862      Fax: 886-2-2522-1872  
 58-212-5156482      Fax: 58-212-6627258