



REPORT INTERTEK / ETL SEMKO

3933 US ROUTE 11, CORTLAND, NEW YORK 13045
Phone Number: 1-800-345-3851 Fax Number: 607-758-3648

ORDER NO.: 3022866-311

DATE: July 25, 2005

REPORT NO.: 3022866-037

RENDERED TO:

Hubbell Premise Wiring
14 Lord's Hill Road
Stonington, CT 06378

TEST: Performance testing of the cabling configurations as defined in, and to the requirements of, TIA/EIA – TSB-155, Additional Guidelines for Category 6 Cabling for 10GBASE-T applications.

STATEMENT OF LIMITATIONS: At the client's request, the purpose of this report is to provide electrical performance data on the test sample. It is not valid to use this report for any other purpose.

STANDARDS USED:

ASTM D4566-98, dated December 10, 1998, Standard Test Methods for Electrical Performance Properties of Insulations and Jackets for Telecommunications Wire and Cable

TIA/EIA-568-B.2-1, Addendum 1: Transmission Performance Specifications for 4 Pair, 100 Ω Category 6 Cabling dated June 2002.

TIA/EIA-TSB-155 dated June 1, 2004-Draft1.0, Additional Guidelines for Category 6 Cabling for 10GBASE-T applications.

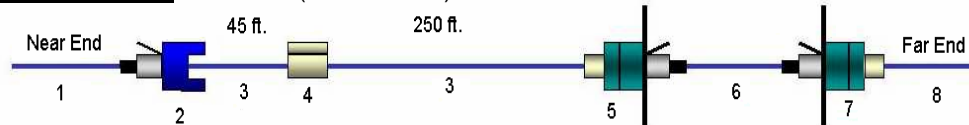
AUTHORIZATION: The project was authorized by, Dr. Shadi AbuGhazleh, representing the client, Hubbell Premise Wiring.

DATE OF TEST: 04/05/2005

Page 1 of 2

An independent organization testing for safety, performance, and certification.

This report is for the exclusive use of Intertek's Client and is provided pursuant to the agreement between Intertek and its Client. Intertek's responsibility and liability are limited to the terms and conditions of the agreement. Intertek assumes no liability to any party, other than to the Client in accordance with the agreement, for any loss, expense or damage occasioned by the use of this report. Only the Client is authorized to copy or distribute this report and then only in its entirety. Any use of the Intertek name or one of its marks for the sale or advertisement of the tested material, product or service must first be approved in writing by Intertek. The observations and test results in this report are relevant only to the sample tested. This report by itself does not imply that the material, product, or service is or has ever been under an Intertek certification program.

SAMPLE DESCRIPTION: Channel (4 Connector)

<u>Component ID</u>	<u>Manufacturer</u>	<u>Part Number</u>	<u>Description</u>
3	Hubbell Premise Wiring	C6RPGY	Horizontal Cable
5,7	Hubbell Premise Wiring	P6E**U	Patch Panel
1,8	Hubbell Premise Wiring	PCX6GY10	Equipment Cord
6	Hubbell Premise Wiring	PCX6GY10	Cross Connect
4	Hubbell Premise Wiring	NS6-110	110 Block
2	Hubbell Premise Wiring	HXJ6	Wall Outlet

The sample was received on and was in condition. All samples were supplied by the client.

EQUIPMENT LIST: The following equipment was employed in conducting the tests.

<u>Equipment Used</u>	<u>Model Number</u>	<u>Serial Number</u>	<u>Control Number</u>	<u>Calibration Date</u>
Hewlett Packard Automatic Cable Test System	HP46152A	87CT10L	N/A	11/02/04

Equipment

The testing was performed using a Hewlett Packard 46152A Automatic Cable Test System. The system was calibrated using a full 2 port calibration with 801 linearly spaced data points, 300 Hz I/F bandwidth and a 5-second sweep time.

Measurements

For the cabling configurations previously described, Attenuation, Near End Cross Talk, Far End Cross Talk and Return Loss were measured in accordance with ASTM D4566. These tests were performed on three separate channels.

Requirements

Attenuation, Near End Cross Talk, Power Sum NEXT, Equal Level Far End Cross Talk (ELFEXT), Power Sum ELFEXT and Return Loss were tested to the requirements of TIA/EIA-TSB-155, Cat. 6.

Results

The results for the 1 channel test are shown in graphs 1-8. In each plot, the worst case and average readings are compared with the appropriate limits from the category 6 cabling specification.

Conclusion:

The channels, as previously described and supplied by the client, were tested in accordance with the procedures contained herein, and did comply with the indicated applicable transmission requirements. The testing was performed at Intertek ETL SEMKO located in Cortland, New York.

These procedures and requirements were taken from the standards referred to on page 1.

Reviewed and Approved By:

Stephen R. Comer
Laboratory Supervisor
Global Cabling Products Testing

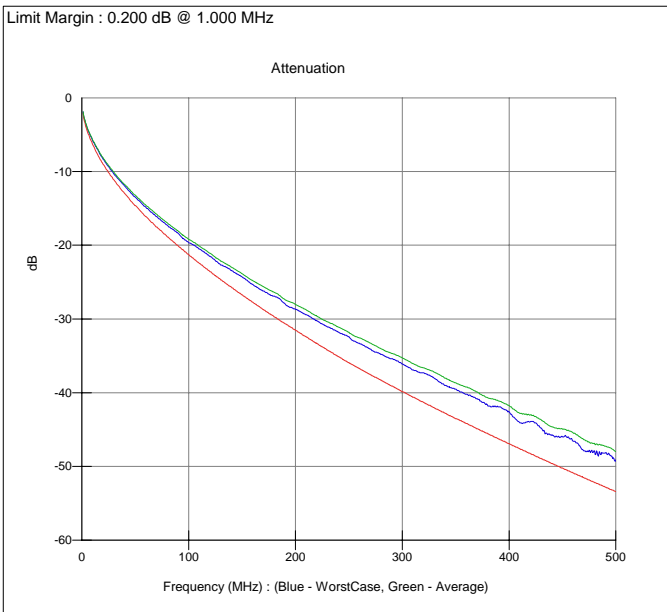
APPENDIX A

Test Results

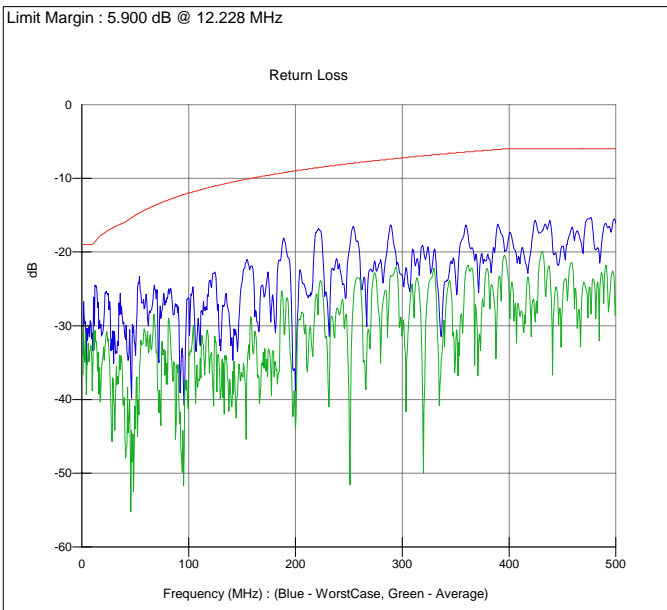
Any data reported above 250 MHz is for indication only.

Summary

Client	Hubbell Premise Wiring	Report No	3022866-037
Specification	4Conn-C6 500 MHz TSB155 Channel		
Part No	TR485x1d (4CC) HUBB C6	Length	100
Test Started	4/5/2005 2:23:46 PM	Temperature	21.66 °C
Description	Hubbell Premise Wiring-HUBB NEXTSPEED Category 6 UTP 4CC, Test 1		
Technician	S. Schultz	Test Status:	Complies



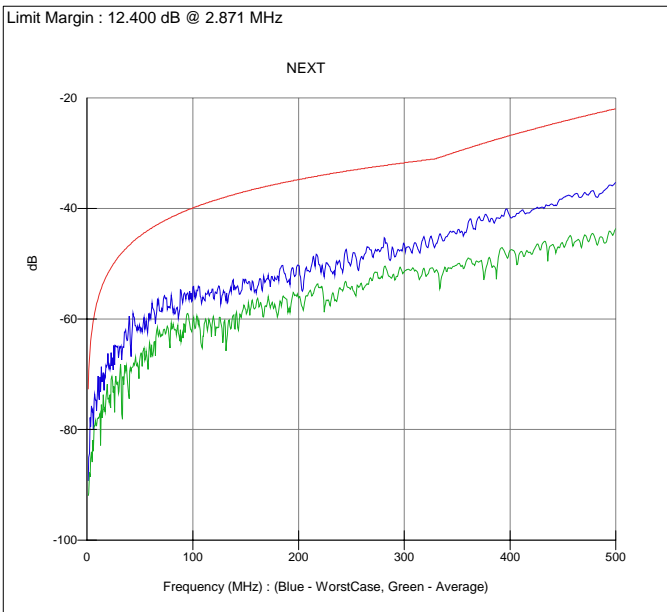
Attenuation			
Freq	Worst Case	Average	Spec
1.	1.9	1.9	2.1
4.	3.6	3.6	4.0
8.	5.1	5.0	5.6
10.	5.8	5.7	6.3
16.	7.3	7.2	8.0
20.	8.3	8.2	9.0
25.	9.3	9.2	10.1
31.25	10.5	10.3	11.3
62.5	15.2	14.9	16.5
100.	19.7	19.2	21.3
200.	28.7	28.0	31.5
250.	32.4	31.8	35.9
350.	39.5	38.7	43.5
400.	42.6	41.7	46.9
500.	49.1	48.0	53.4



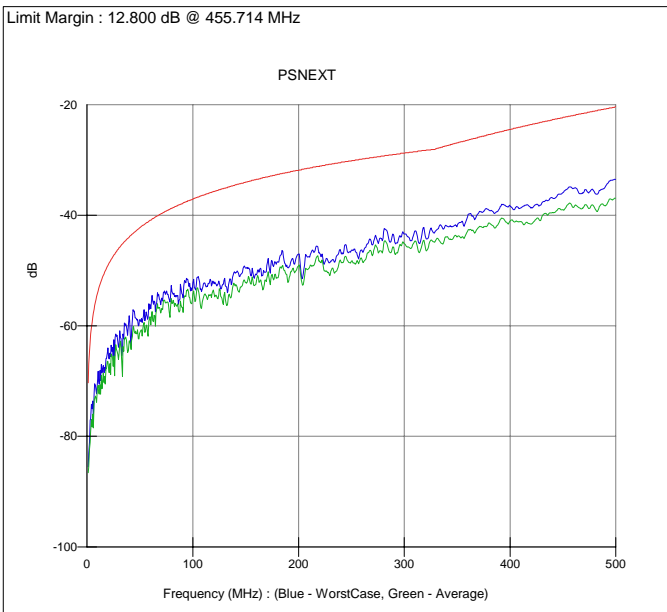
Return Loss			
Freq	Worst Case	Average	Spec
1.	33.9	36.7	19.0
4.	34.2	37.7	19.0
8.	30.1	33.2	19.0
10.	32.0	37.3	19.0
16.	30.4	39.1	18.0
20.	30.4	33.6	17.5
25.	26.6	32.5	17.0
31.25	32.6	41.7	16.5
62.5	29.1	33.6	14.0
100.	26.3	35.9	12.0
200.	39.2	43.9	9.0
250.	20.0	40.4	8.0
350.	23.6	33.5	6.6
400.	17.7	25.3	6.0
500.	16.1	25.9	6.0

Summary

Client	Hubbell Premise Wiring	Report No	3022866-037
Specification	4Conn-C6 500 MHz TSB155 Channel		
Part No	TR485x1d (4CC) HUBB C6	Length	100
Test Started	4/5/2005 2:23:46 PM	Temperature	21.66 °C
Description	Hubbell Premise Wiring-HUBB NEXTSPEED Category 6 UTP 4CC, Test 1		
Technician	S. Schultz	Test Status:	Complies



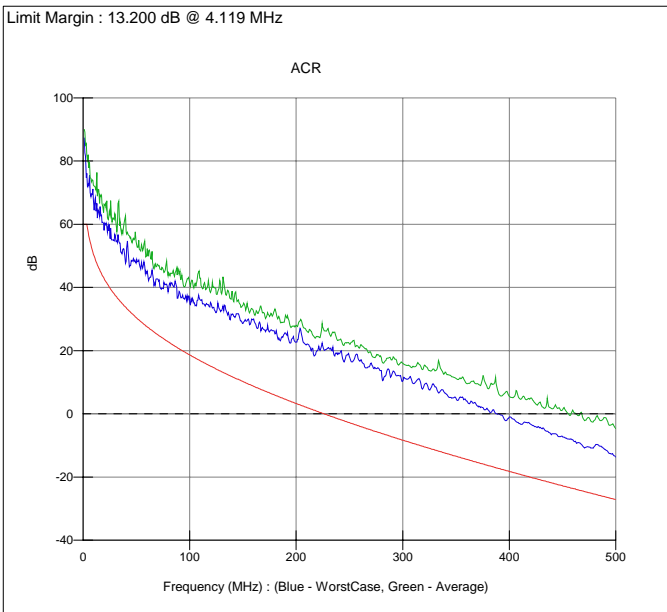
NEXT			
Freq	Worst Case	Average	Spec
1.	89.3	92.0	72.7
4.	77.6	84.3	63.0
8.	74.8	78.6	58.2
10.	73.8	78.0	56.6
16.	72.8	76.5	53.2
20.	67.4	74.4	51.6
25.	68.9	72.8	50.0
31.25	65.5	69.3	48.4
62.5	58.2	66.1	43.3
100.	54.9	60.7	39.9
200.	50.3	56.2	34.8
250.	49.7	54.2	33.1
350.	44.3	50.2	29.7
400.	41.5	47.6	26.8
500.	35.3	43.6	22.0



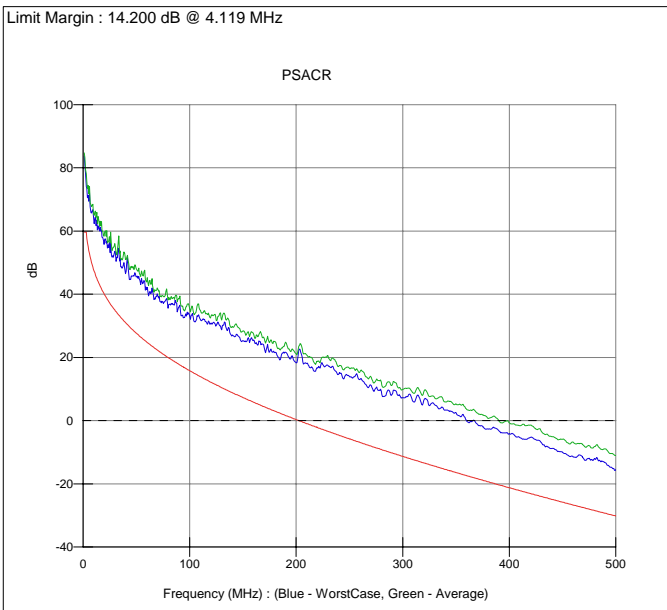
PSNEXT			
Freq	Worst Case	Average	Spec
1.	85.5	86.6	70.3
4.	75.6	77.4	60.5
8.	71.0	72.8	55.6
10.	69.7	71.1	54.0
16.	68.5	70.2	50.6
20.	64.8	67.2	49.0
25.	64.1	66.4	47.3
31.25	61.8	63.1	45.7
62.5	55.9	59.2	40.6
100.	52.6	54.6	37.1
200.	47.0	49.1	31.9
250.	46.4	48.3	30.2
350.	41.9	43.9	26.9
400.	38.3	41.1	24.5
500.	33.5	36.9	20.4

Summary

Client	Hubbell Premise Wiring	Report No	3022866-037
Specification	4Conn-C6 500 MHz TSB155 Channel		
Part No	TR485x1d (4CC) HUBB C6	Length	100
Test Started	4/5/2005 2:23:46 PM	Temperature	21.66 °C
Description	Hubbell Premise Wiring-HUBB NEXTSPEED Category 6 UTP 4CC, Test 1		
Technician	S. Schultz	Test Status:	Complies



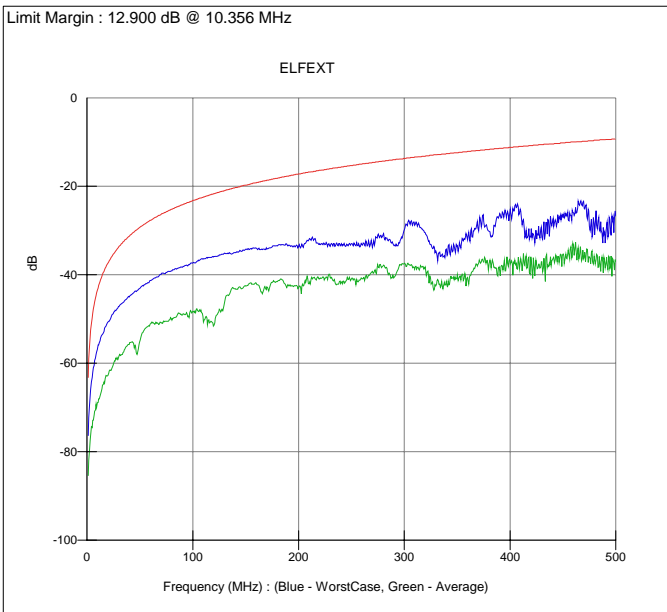
ACR			
Freq	Worst Case	Average	Spec
1.	87.4	90.1	60.0
4.	74.0	80.7	59.0
8.	69.6	73.5	52.5
10.	68.2	72.3	50.2
16.	65.5	69.2	45.2
20.	59.1	66.2	42.6
25.	59.6	63.5	39.9
31.25	54.9	58.9	37.1
62.5	43.1	51.2	26.9
100.	35.4	41.4	18.6
200.	22.7	28.0	3.3
250.	18.1	22.1	-2.8
350.	4.8	11.2	-13.5
400.	-1.1	5.6	-18.3
500.	-13.8	-4.8	-27.1



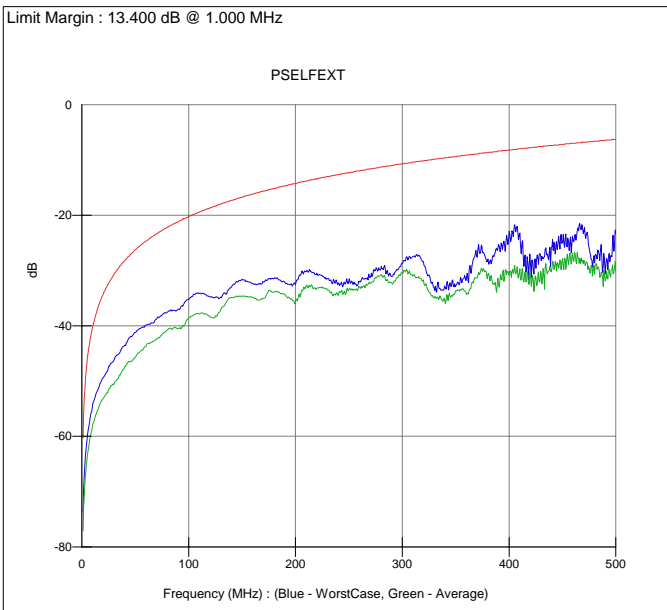
PSACR			
Freq	Worst Case	Average	Spec
1.	83.7	84.7	59.7
4.	71.9	73.8	56.6
8.	65.9	67.8	49.9
10.	64.0	65.5	47.6
16.	61.1	63.0	42.6
20.	56.5	59.0	39.9
25.	54.8	57.3	37.2
31.25	51.3	52.8	34.4
62.5	40.8	44.3	24.1
100.	33.1	35.4	15.8
200.	18.3	21.1	0.3
250.	14.0	16.5	-5.8
350.	2.4	5.2	-16.5
400.	-4.2	-0.7	-21.3
500.	-15.5	-11.1	-30.2

Summary

Client	Hubbell Premise Wiring	Report No	3022866-037
Specification	4Conn-C6 500 MHz TSB155 Channel		
Part No	TR485x1d (4CC) HUBB C6	Length	100
Test Started	4/5/2005 2:23:46 PM	Temperature	21.66 °C
Description	Hubbell Premise Wiring-HUBB NEXTSPEED Category 6 UTP 4CC, Test 1		
Technician	S. Schultz	Test Status:	Complies



ELFEXT			
Freq	Worst Case	Average	Spec
1.	76.4	85.5	63.3
4.	64.5	74.7	51.3
8.	58.6	70.3	45.2
10.	56.5	68.9	43.3
16.	52.8	64.2	39.2
20.	50.6	62.5	37.3
25.	48.6	60.1	35.3
31.25	46.8	58.1	33.4
62.5	40.9	50.9	27.3
100.	37.3	48.3	23.2
200.	33.6	43.0	17.2
250.	33.0	40.9	15.3
350.	33.5	40.4	12.4
400.	25.5	37.2	11.2
500.	26.8	37.1	9.3



PSELFEXT			
Freq	Worst Case	Average	Spec
1.	73.7	77.1	60.3
4.	62.1	65.6	48.3
8.	56.4	60.0	42.2
10.	54.5	58.1	40.3
16.	51.1	54.7	36.2
20.	49.4	53.1	34.3
25.	47.5	51.6	32.3
31.25	45.7	50.1	30.4
62.5	39.7	43.2	24.3
100.	35.2	38.6	20.2
200.	32.6	35.7	14.2
250.	31.7	33.5	12.3
350.	33.0	33.8	9.4
400.	23.3	30.8	8.2
500.	23.3	30.2	6.3